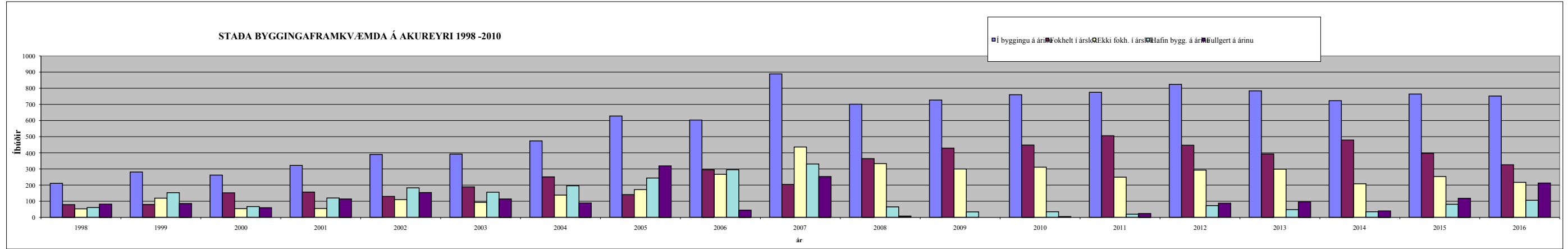
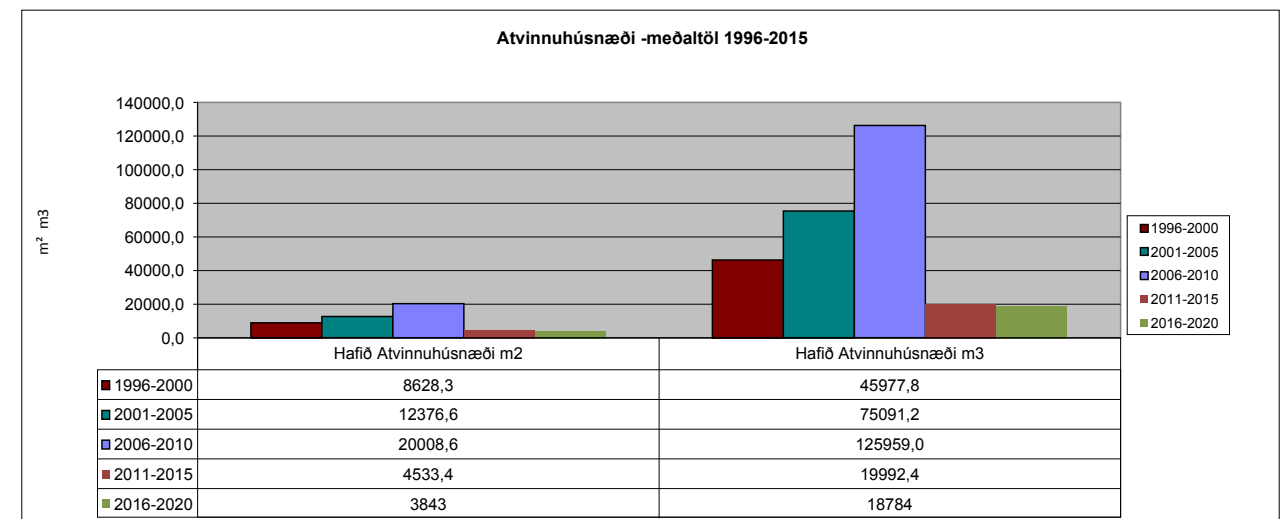
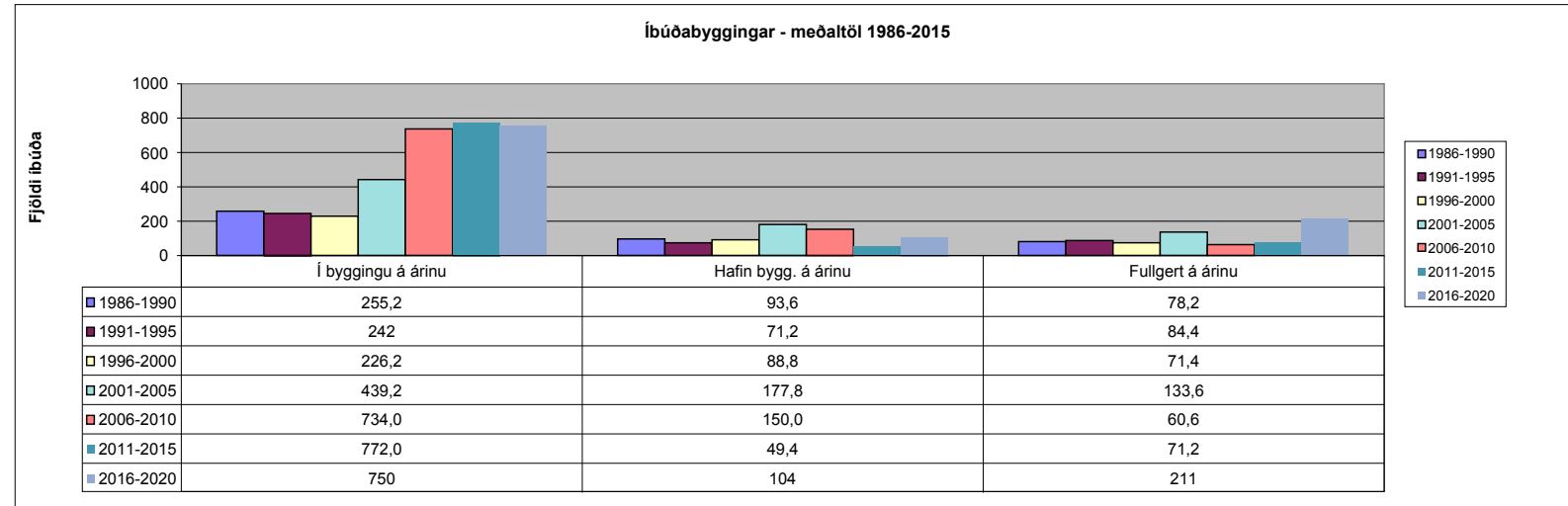


### Yfirlit yfir íbúðabyggingar

	1986	1987	1988	1989	1990	1991	1992	1993	1994	1995	1996	1997	1998	1999	2000	2001	2002	2003	2004	2005	2006	2007	2008	2009	2010	2011	2012	2013	2014	2015
Í byggingu á árinu	126	206	343	298	303	256	325	247	198	184	181	202	209	279	260	320	388	390	472	626	601	887	699	725	758	773	822	782	721	762
Fokkelt í árslok	54	130	119	116	81	114	119	101	70	62	51	87	77	78	150	155	128	187	249	139	293	202	427	446	504	445	391	477	395	
Ekki fokh. í árslok	42	57	113	79	94	45	75	54	47	54	47	63	51	117	52	53	108	91	136	170	265	434	331	298	309	247	291	297	206	251
Hafin bygg. á árinu	28	110	156	66	108	81	112	53	43	67	65	104	59	151	65	118	181	154	194	242	293	329	63	32	33	18	71	46	33	79
Fullgert á árinu	30	19	111	103	128	43	132	92	81	74	83	52	80	84	58	112	152	112	87	317	43	251	6	0	3	22	86	94	38	116



	1986	1987	1988	1989	1990	1986-1990	1991	1992	1993	1994	1995	1991-1995	1996	1997	1998	1999	2000	1996-2000	2001	2002	2003	2004	2005	2001-2005	2006	2007	2008	2009	2010	2006-2010
Í byggingu á árinu	126	206	343	298	303	255,2	256	325	247	198	184	242	181	202	209	279	260	226,2	320	388	390	472	626	439,2	601	887	699	725	758	734,0
Hafin bygg. á árinu	28	110	156	66	108	93,6	81	112	53	43	67	71,2	65	104	59	151	65	88,8	118	181	154	194	242	177,8	293	329	63	32	33	150,0
Fullgert á árinu	30	19	111	103	128	78,2	43	132	92	81	74	84,4	83	52	80	84	58	71,4	112	152	112	87	317	133,6	43	251	6	0	3	60,6
Hafið Atvinnuhúsnæði m2											3031		5027	4562	6785	11958	20407	8628,3	12337	17007	10711	4687	17141	12376,6	29558	28542	34216	3326	4401	20008,6
Hafið Atvinnuhúsnæði m3											11815		19121	21839	24735	86415	111942	45977,8	66304	135132	45865	25589	102566	75091,2	165817	194749	230911	12923	25395	125959,0



2016  
750  
324  
215  
104  
211

2011	2012	2013	2014	2015	2011-2015	2015
773	822	782	721	762	772,0	750
18	71	46	33	79	49,4	104
22	86	94	38	116	71,2	211
10524	2154	2930	2364	4695	4533,4	3843
46481	7903	12036	7598	25944	19992,4	18784